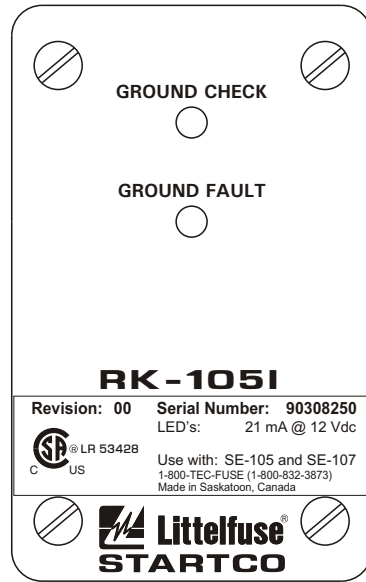
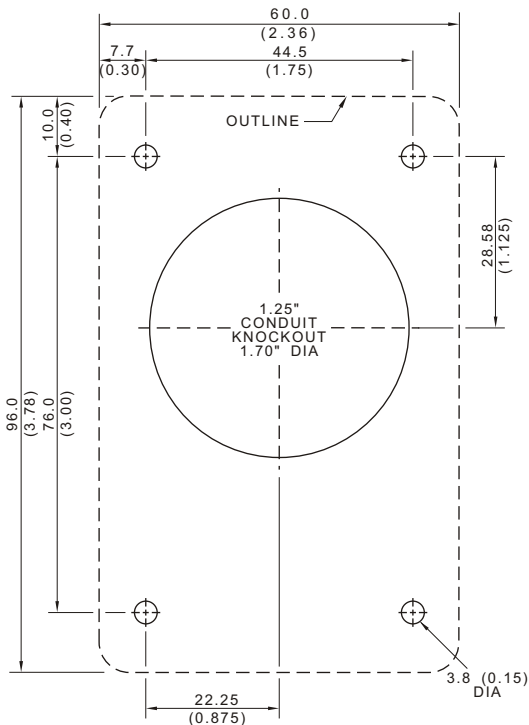


SIDE VIEW



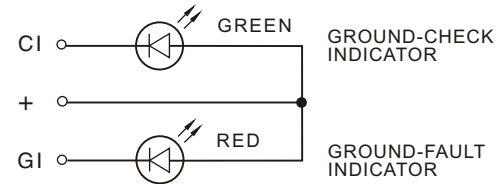
FRONT VIEW



MOUNTING DETAIL

NOTES:

1. DIMENSIONS IN MILLIMETRES (INCHES).
2. NEMA 1.



INTERNAL SCHEMATIC

NOTES:

1. TERMINAL MARKINGS CORRESPOND TO TERMINAL MARKINGS ON THE SE-105/SE-107.
2. SEE SE-105 OR SE-107 MANUAL FOR MORE INFORMATION.
3. MANUALS ARE AVAILABLE AT www.startco.ca

RK-1051

REMOTE INDICATION ASSEMBLY FOR SE-105/SE-107
MOUNTING SCREWS, LOCKNUTS AND
DRILLING TEMPLATE ARE INCLUDED.

LED'S: 21 mA @ 12 Vdc



Copyright © 2011
Printed in Canada
181011