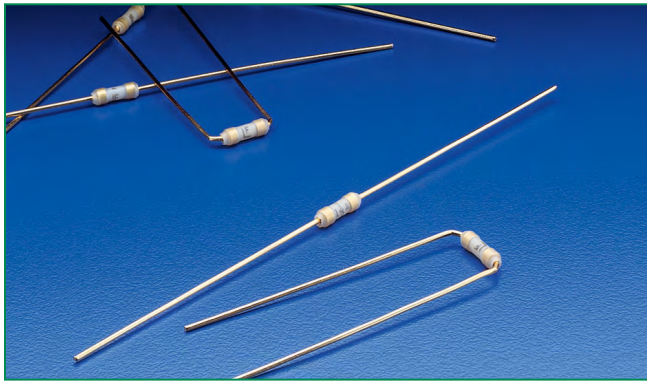


265/266/267 Series, PICO® Very Fast-Acting Fuse (High-Reliability)




Description

The 265/266/267 Series are high-reliability PICO® Fuses, that are very fast-acting, with an insulating sleeve. **These fuses provide supplemental protection in end-use equipment to provide protection for components or internal circuits. They are not suitable for branch or feeder circuit use.** The Military version of the 265 Series (except 1/16 ampere rating) is available in FM08A on QPL for MIL-PRF-23419/8. To order, change 265 to 267.

Features

- Military grade available
- Available in axial and radial leaded
- RoHS compliant
- Available from 0.062A to 15A
- Available in miniature and subminiature formats


Agency Approvals

Agency	Agency File Number	Ampere Range	Series
	29862	0.062 - 10A	265/266
QPL	FM08A	0.062 - 10A	267

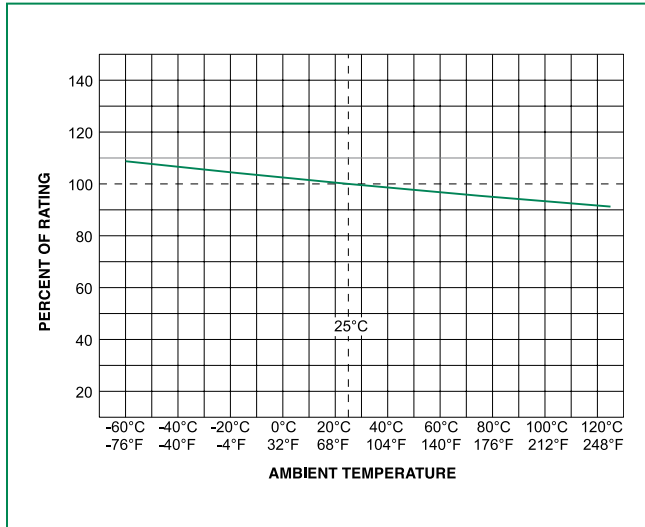
Electrical Characteristics

% of Ampere Rating	Ampere Rating	Opening Time
100%	1/16–15	4 Hours, Min.
200%	1/16–7	1 Second, Max.
	10	3 Second, Max.
	15	10 Second, Max.

Electrical Characteristics

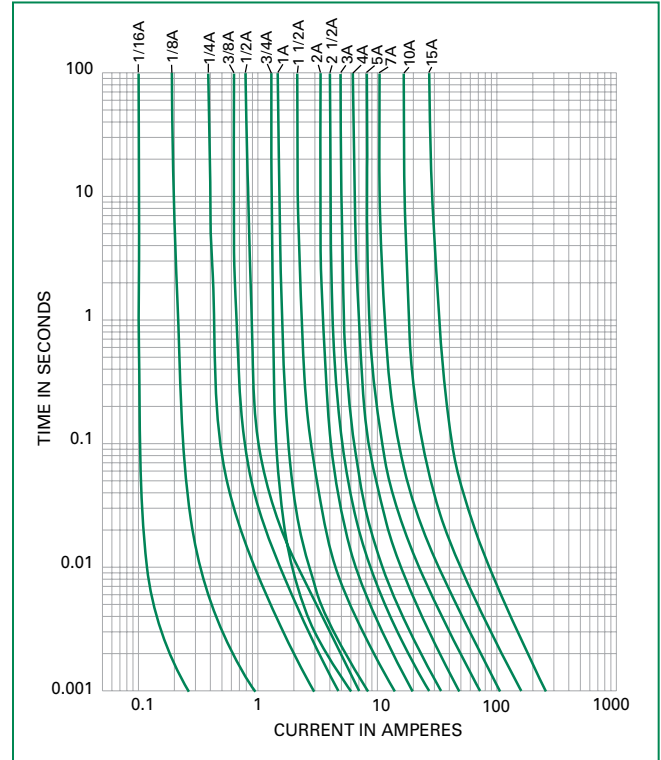
Ampere Rating (A)	Amp Code	Max Voltage Rating (V)	Interrupting Rating	Nominal Cold Resistance (Ohms)	Agency Approvals	
						QPL
0.062	.062	125	300A@125VDC 50A@125VAC	6.9900	X	X
0.125	.125	125		2.1000	X	X
0.250	.250	125		0.7100	X	X
0.375	.375	125		0.4200	X	X
0.500	.500	125		0.2800	X	X
0.750	.750	125		0.1700	X	X
1.00	.001	125		0.1250	X	X
1.50	01.5	125		0.0800	X	X
2.00	002.	125		0.0550	X	X
2.50	02.5	125		0.0420	X	X
3.00	003.	125		0.03515	X	X
4.00	004.	125		0.0230	X	X
5.00	005.	125		0.0140	X	X
7.00	007.	125		0.0100	X	X
10.0	010.	125		0.00645	X	X
15.0	015.	32	300A@32VDC 50A@32VAC	0.0040	X	X

Temperature Re-rating Curve

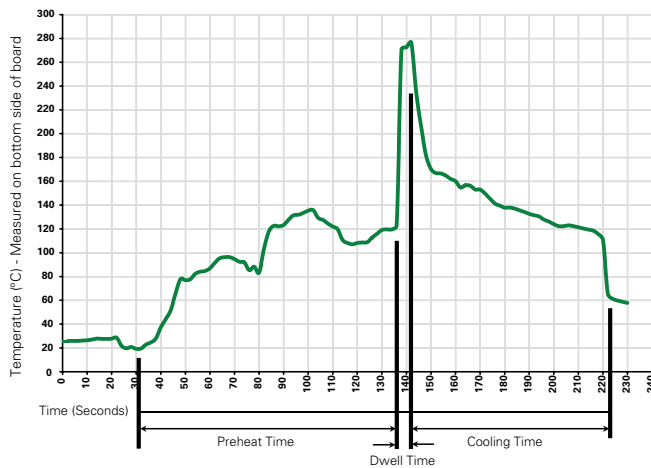


Note:
Rerating depicted in this curve is in addition to the standard derating of 25% for continuous operation.

Average Time Current Curves



Soldering Parameters\



Recommended Process Parameters:

Wave Parameter	Lead-Free Recommendation
Preheat: (Depends on Flux Activation Temperature)	(Typical Industry Recommendation)
Temperature Minimum:	100°C
Temperature Maximum:	150°C
Preheat Time:	60-180 seconds
Solder Pot Temperature:	280°C Maximum
Solder Dwell Time:	2-5 seconds

Recommended Hand-Solder Parameters:

Solder Iron Temperature: 350°C +/- 5°C
Heating Time: 5 seconds max.

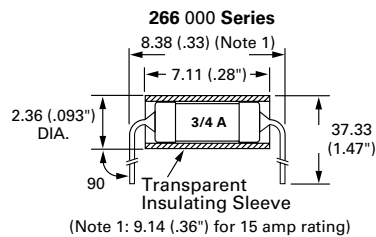
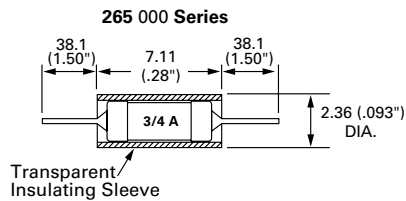
Note: These devices are not recommended for IR or Convection Reflow process.

Product Characteristics

Materials	Body: White Thermoplastic Gold-Plated Copper Leads, Type II
Weight	.32 Grams
Solderability	MIL-STD-202, Method 208
Lead Pull Force	MIL-STD-202, Method 211, Test Condition A (will withstand a 5 lbs. axial pull test) AQL (Electrical Characteristics): Certified to 1% AQL
Sampling	Per MIL-STD-105, Inspection Level II. Traceability and Identification Records: Controlled by lot number and retained on file for a minimum of three years. Copies of Lot Certification Test data available when requested with order
Options	Special screening tests, burn-in, etc. can be supplied on special order to meet specific requirements. For information on higher current ratings, contact Littelfuse. 267 series fuses are offered with optional solder coated leads. To order, enter XT as the end suffix (see Part Numbering System section)

Operating Temperature	-55°C to +125°C
Shock	MIL-STD-202, Method 213, Test Condition I (100 G's peak for 6 milliseconds).
Vibration	MIL-STD-202, Method 201 (10-55 Hz); MIL-STD-202, Method 204, Test Condition C (55-2000 Hz at 10 G's Peak)
Salt Spray	MIL-STD-202, Method 101, Test Condition B
Seal Test	MIL-STD-202, Method 112, Test Condition A
Insulation Resistance (After Opening)	MIL-STD-202, Method 302, Test Condition A (1/2 Megohm minimum)
Thermal Shock	MIL-STD-202, Method 107, Test Condition B (-65°C to 125°C).
Moisture Resistance	MIL-STD-202, Method 106
Fuses To MIL SPEC	265 Series (except 1/16 ampere rating) is available as FM08A on QPL for MIL-PRF-23419/8. To order, change 265 to 267

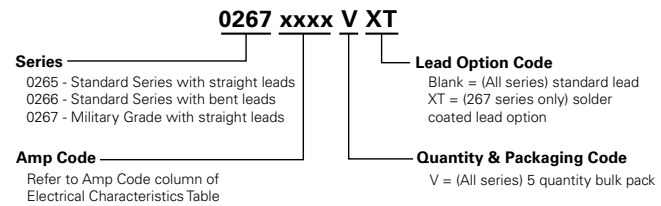
Dimensions



Packaging

Packaging Option	Quantity	Quantity & Packaging Code
Bulk Pack	5	V

Part Numbering System



Additional Information



Datasheet 265 Series



Resources 265 Series



Samples 265 Series



Datasheet 266 Series



Resources 266 Series



Samples 266 Series



Datasheet 267 Series



Resources 267 Series



Samples 267 Series