


### 263 Series, PICO® II 250 Volt Fuse, Very Fast Acting



#### Description

The PICO® II 263 Series Fuse is a specially designed axial leaded fuse that achieves a 250V rating in a small package.

#### Features

- 250V rating
- Very fast-acting
- Small size
- Wide range of current rating available (62mA to 5A)
- RoHS compliant and Halogen-free
- Wide operating temperature range
- Low temperature derating




#### Applications

- Lighting system
- Power supply
- LCD/PDP TV
- LCD monitor
- Office automation machines
- Audio/Video system
- Medical equipment

#### Electrical Characteristics

% of Ampere Rating	Opening Time
100%	4 Hours, <b>Min.</b>
200%	1 Second, <b>Max.</b>
300%	0.1 Second, <b>Max.</b>

#### Agency Approvals

Agency	Agency File Number	Ampere Range
	E10480	0.062 - 5A
	PSE_NBK200416-JP1021	1A - 5A
	29862	0.125 - 5A

#### Additional Information



Datasheet






Resources



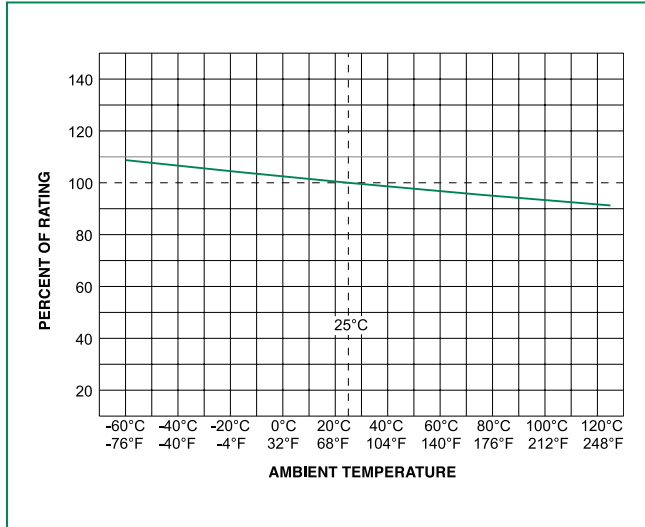
Samples

#### Electrical Characteristics

Ampere Rating (A)	Amp Code	Max Voltage Rating (V)	Interrupting Rating	Nominal Cold Resistance (Ohms)	Nominal Melting I <sup>2</sup> t (A <sup>2</sup> sec)	Nom Voltage Drop (mV)	Agency Approvals		
									
0.062	.062	250	50A@250VAC PSE: 100A@125VAC	5.50	0.000192	0.74	x		
0.125	.125	250		1.745	0.00251	0.3	x		x
0.250	.250	250		0.715	0.0165	0.235	x		x
0.375	.375	250		0.391	0.0444	0.195	x		x
0.500	.500	250		0.252	0.084	0.302	x		x
0.750	.750	250		0.150	0.0411	0.176	x		x
1.00	001.	250*		0.105	0.087	0.165	x	x	x
1.50	01.5	250*		0.0635	0.2958	0.148	x	x	x
2.00	002.	250*		0.0444	0.74	0.137	x	x	x
2.50	02.5	250*		0.0340	1.197	0.128	x	x	x
3.00	003.	250*		0.0274	1.77	0.1225	x	x	x
3.50	03.5	250*		0.0224	2.33	0.1175	x	x	x
4.00	004.	250*		0.0193	3.08	0.1125	x	x	x
5.00	005.	250*		0.0145	5.55	0.1065	x	x	x

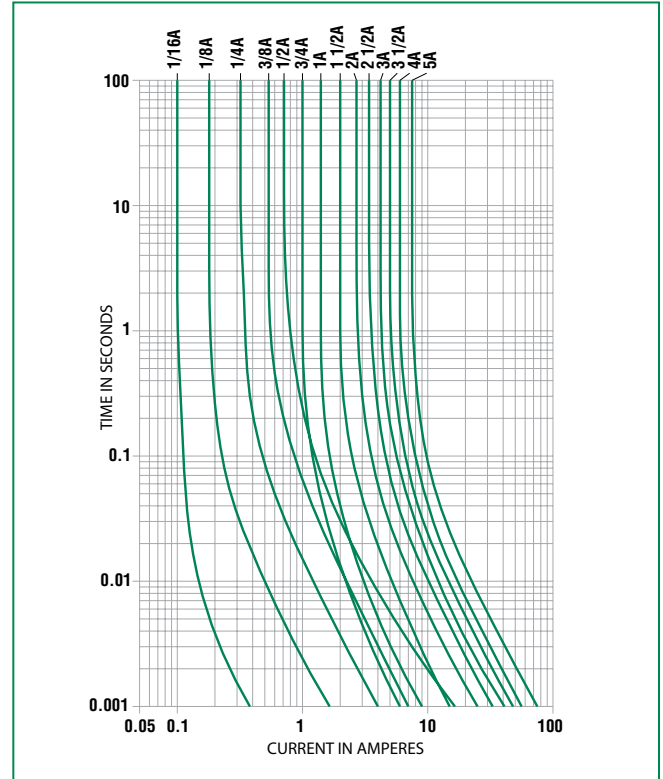
\* PSE Approval has max. voltage range of 125VAC.

## Temperature Re-rating Curve



Note:  
Rerating depicted in this curve is in addition to the standard derating of 25% for continuous operation.

## Average Time Current Curves



## Soldering Parameters

### Recommended Process Parameters:

Wave Parameter	Lead-Free Recommendation
<b>Preheat:</b> (Depends on Flux Activation Temperature)	(Typical Industry Recommendation)
Temperature Minimum:	100° C
Temperature Maximum:	150° C
Preheat Time:	60-180 seconds
Solder Pot Temperature:	260° C Maximum
Solder Dwell Time:	2-5 seconds

### Recommended Hand-Solder Parameters:

Solder Iron Temperature: 350° C +/- 5° C  
Heating Time: 5 seconds max.

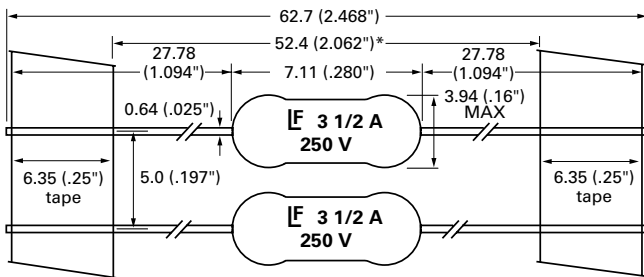
**Note: These devices are not recommended for IR or Convection Reflow process.**

### Product Characteristics

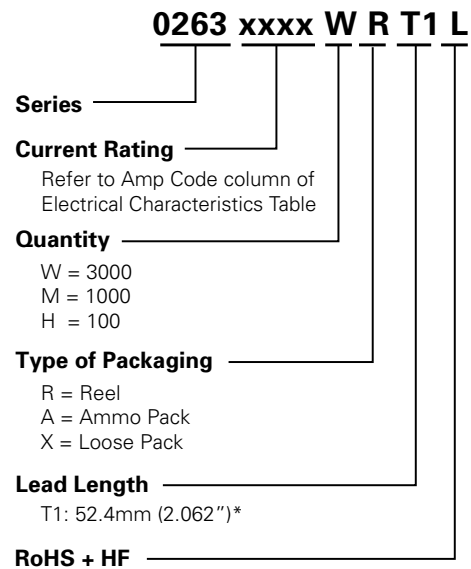
<b>Materials</b>	Encapsulated, Epoxy-Coated Body; Solder Coated Copper Leads. RoHS compliant Product: Pure Tin-coated Copper wire leads
<b>Solderability</b>	MIL-STD-202, Method 208.
<b>Product Marking</b>	Body marking, current rating and logo
<b>Operating Temperature</b>	-55°C to +125°C (Consider re-rating)
<b>Shock</b>	MIL-STD-202, Method 213, Test Condition I (100 G's peak for 6 milliseconds)

<b>Vibration</b>	MIL-STD-202, Method 201 (10-55 Hz); MIL-STD-202, Method 204, Test Condition C (55-2000 Hz at 10 G's Peak)
<b>Salt Spray</b>	MIL-STD-202, Method 101, Test Condition B (48 hrs.)
<b>Insulation Resistance (After Opening):</b>	MIL-STD-202, Method 302, Test Condition A (10,000 ohms minimum at 100 volts)
<b>Resistance to Soldering Heat</b>	MIL-STD-202, Method 210, Test Condition C (10 sec. at 260°C)
<b>Thermal Shock</b>	MIL-STD-202, Method 107, Test Condition B (-55°C to 125°C)
<b>Moisture Resistance</b>	MIL-STD-202, Method 106
<b>Lead Pull Force</b>	MIL-STD-202, Method 211, Test Condition A (will withstand 7 lb. axial pull test)

### Dimensions



### Part Numbering System



### Packaging

Packaging Option	Packaging Specification	Quantity	Quantity & Packaging Code
T1: 52.4mm (2.062") Tape and Reel	EIA 296		Please refer to available quantities above in "Part Numbering System"

Notes: \* T1 dimension is defined as the length of the component between the two tapes. The full component length is 62.7mm (2.468").