


251/253 Series

PICO® II Very Fast-Acting Fuse



Description

The PICO® II Very Fast-Acting Fuse is designed to meet an extensive array of performance characteristics in a space-saving subminiature package.

Features and Benefits

- Very fast-acting
- Small size
- Wide current rating range (0.062A- 15A)
- Halogen-free available
- Wide operating temperature range
- Low temperature re-rating

Applications

Secondary protection for space constrained applications

- Flat-panel display TV
- LCD monitor
- LCD backlight inverter
- Office machines
- Power supply
- Audio/Video system
- Lighting system
- Medical equipment

Additional Information



Resources
251 Series



Accessories
251 Series



Samples
251 Series



Resources
253 Series



Accessories
253 Series



Samples
253 Series

Agency Approvals

Agency	Agency File/Certificate Number		Ampere Range
	253 Series	251 Series	
cULus	N/A	E10480	0.062A - 15A
SP	N/A	29862	0.062A - 15A
PSE	N/A	PSE_NBK200416-JP1021	1A - 5A
QPL	N/A	J50158379	0.500A - 10A
QPL	FM10	N/A	0.062A - 15A
CCC	N/A	2020970207000061	0.500A, 1A, 2A, 2.5A, 3A, 4A, 5A

Note: See Electrical Specifications by Item table for specific approved ratings.

Electrical Characteristics for Series

% of Ampere Rating	Ampere Rating	Opening Time
100%	0.062A - 15A	4 Hours, Min.
	0.062A - 7A	1 Second, Max.
200%	10A	3 Seconds, Max.
	12 - 15A	10 Seconds, Max.
275%	0.500A, 1A, 2A, 2.5A, 3A, 4A, 5A, 7A, 10A	300 msecs., Max.
400%	0.5A, 1A, 2A, 2.5A, 3A, 4A, 5A, 7A, 10A	30 msecs., Max.
1000%	0.500A, 1A, 2A, 2.5A, 3A, 4A, 5A	4 msecs., Max.

251/253 Series

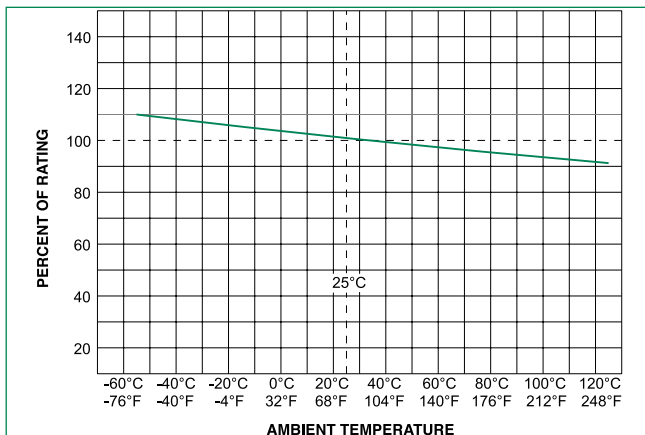
PICO® II Very Fast-Acting Fuse

Electrical Specifications by Item

Ampere Rating (A)	Amp Code	Ordering Number (Std.)	Ordering Number (Mil.)	Max Voltage Rating (V)	Interrupting Rating	Nominal Cold Resistance (Ohms)	Nominal Melting I ² t (A ² sec)	Nom Voltage Drop (V)	Agency Approvals					
									UL US	SF	PS ES	QPL 253 Series Only	CCC	
.062	.062	251.062	253.062	125	300 A @ 125VDC	7.000	0.000113	1.4	x	x	-	-	x	-
.125	.125	251.125	253.125	125		1.700	0.00174	0.285	x	x	-	-	x	-
.200	.200	251.200	253.200	125		0.895	0.0048	0.345	x	x	-	-	-	-
.250	.250	251.250	253.250	125		0.665	0.0116	0.24	x	x	-	-	x	-
.375	.375	251.375	253.375	125		0.395	0.0296	0.215	x	x	-	-	x	-
.500	.500	251.500	253.500	125		0.302	0.0598	0.2165	x	x	-	x	x	x
.630	.630	251.630		125		0.205	0.08	0.188	x	x	-	-	-	-
.750	.750	251.750	253.750	125		0.175	0.153	0.176	x	x	-	x	x	-
1.00	001.	251001.	253001.	125		0.128	0.256	0.194	x	x	x	x	x	x
1.25	1.25	2511.25		125		0.100	0.390	0.2	x	x	x	-	-	-
1.50	01.5	25101.5	25301.5	125		0.0823	0.587	0.21	x	x	x	x	x	-
2.00	002.	251002.	253002.	125		0.0473	0.405	0.141	x	x	x	x	x	x
2.50	02.5	25102.5		125		0.0360	0.721	0.132	x	x	x	x	-	x
3.00	003.	251003.	253003.	125		0.0295	1.19	0.131	x	x	x	x	x	x
3.50	03.5	25103.5		125		0.0240	1.58	0.1205	x	x	x	x	-	-
4.00	004.	251004.	253004.	125	0.0204	2.45	0.114	x	x	x	x	x	x	
5.00	005.	251005.	253005.	125	0.0158	4.14	0.11	x	x	x	x	x	x	
7.00	007.	251007.	253007.	125	0.0107	10.4	0.102	x	x	-	x	x	-	
10.0	010.	251010.	253010.	125	0.0072	25.5	0.1	x	x	-	x	x	-	
12.0	012.	251012.		32	300A@32VDC & 50A@32VAC	0.0059	45.2	0.0878	x	x	-	-	-	-
15.0	015.	251015.	253015.	32		0.00446	68.8	0.071	x	x	-	-	x	-

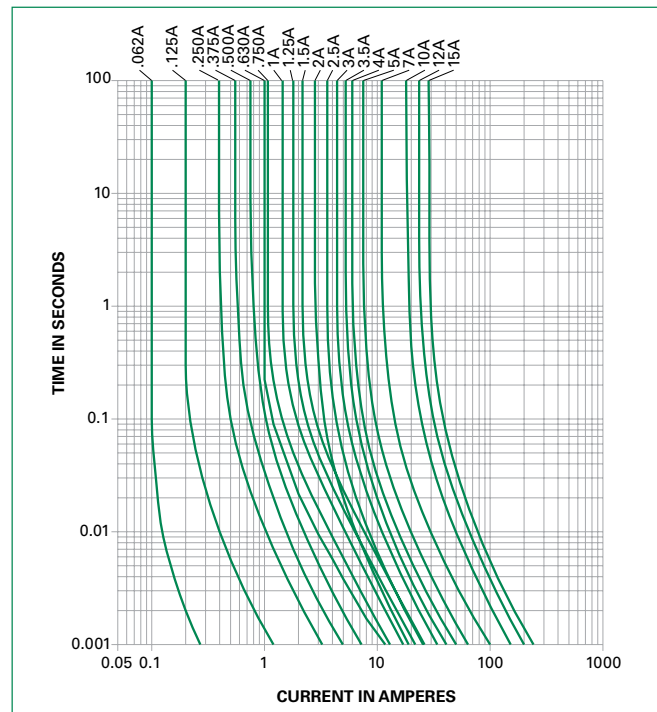
Note: Higher ampere ratings are available. Please contact Littelfuse Technical Support or your Littelfuse products representative for assistance.

Temperature Re-rating Curve



Note:
1. Re-rating depicted in this curve is in addition to the standard derating of 25% for continuous operation.

Average Time Current Curves



251/253 Series

PICO® II Very Fast-Acting Fuse

Product Characteristics

Materials	Encapsulated, Epoxy-coated Body 251 Series: Pure tin-coated copper wire leads 253 Series: Solder-coated copper wire leads
Solderability	MIL-STD-202, Method 208
Lead Pull Force	MIL-STD-202, Method 211, Test Condition A (will withstand a 7lbs. axial pull test)
Fuses To MIL SPEC	For fuses to MIL-PRF-23419, FM10 change the series number from 251 to 253
Operating Temperature	-55°C to +125°C (Consider re-rating)

Vibration	MIL-STD-202, Method 201 (10–55 Hz); Method 204, Test Condition C (55–2000 Hz at 10 G's Peak)
Shock	MIL-STD-202, Method 213, Test Condition I (100 G's peak for 6 msec.)
Insulation Resistance (After Opening):	MIL-STD-202, Method 302, Test Condition A (10,000 ohms minimum at 100 volts)
Moisture Resistance	MIL-STD-202, Method 106
Resistance to Soldering Heat	Withstands 60 seconds above 200°C and up to 260°C, maximum
Flammability Rating	UL 94V-0

Soldering Parameters

Recommended Process Parameters:

Wave Parameter	Lead-Free Recommendation for 251 Series only
Preheat: (Depends on Flux Activation Temperature)	(Typical Industry Recommendation)
Temperature Minimum:	100°C
Temperature Maximum:	150°C
Preheat Time:	60-180 seconds
Solder Pot Temperature:	260°C Maximum
Solder Dwell Time:	2-5 seconds

Recommended Hand Soldering Parameters:

Solder Iron Temperature: 350°C +/- 5°C
Heating Time: 5 seconds max.

Note: These devices are not recommended for IR or Convection Reflow process

Packaging

Packaging Option	Packaging Specification	Quantity & Packaging Code
*T1: 52.4mm (2.062") Tape and Reel	EIA 296	Please refer to available quantities above in "Part Numbering System"
**T3: 73mm (2.874") Tape and Reel	EIA 296	

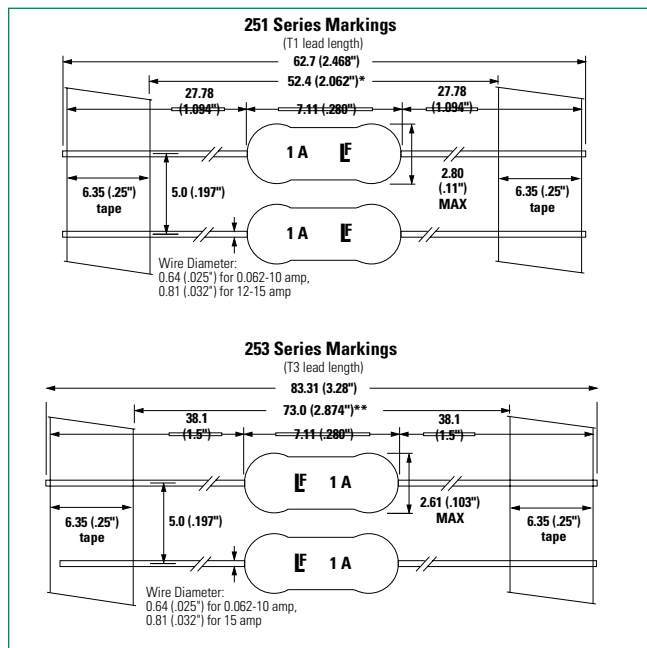
The default lead length for both ammo pack and loose pack is T1 for 251 and is T3 for 253.

Notes:

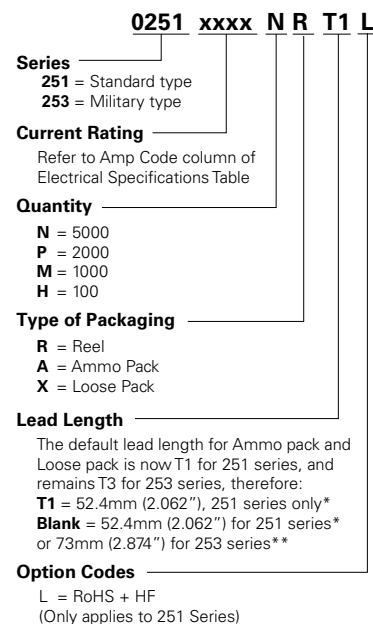
* T1 dimension is defined as the length of the component between the two tapes. The full component length is 62.7mm (2.468"). **T1 length is for 251 series only.**

** T3 dimension is defined as the length of the component between the two tapes. The full component length is 83.37mm (3.28"). **T3 length is for 253 series only.**

Dimensions



Part Numbering System



Disclaimer Notice - Information furnished is believed to be accurate and reliable. However, users should independently evaluate the suitability of and test each product selected for their own applications. Littelfuse products are not designed for, and may not be used in, all applications. Read complete Disclaimer Notice at: www.littelfuse.com/disclaimer-electronics.